WE WILL BE HAPPY TO ADVISE YOU!

You can reach us by phone
Monday to Friday from 7:00 a.m. to 8.30 p.m.
and on Saturday from 8:00 a.m. to 3:30 p.m.

DIE RADIOLOGIE (CENTRE FOR RADIOLOGY)
Main surgery Sonnenstraße 17 | 80331 Munich | Germany
and at 13 further locations in Munich,
Starnberg and Unterföhring

T +49 . 89 . 550 596 0
F +49 . 89 . 550 596 222
E info@die-radiologie.de

For detailed information about our entire range of services and individual screening options, please call us or visit our website:

WWW.DIE-RADIOLOGIE.DE

OUR LOCATIONS

Centrally located and easy to reach

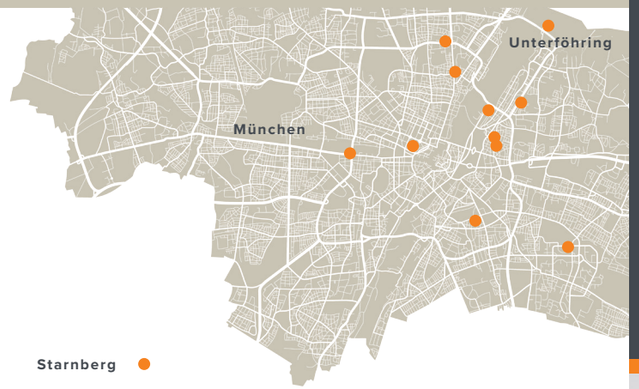

München Zentrum
Sonnenstraße 17 | 80331 Munich | Germany

Prinzregentenplatz
Prinzregentenplatz 13 | 81675 Munich | Germany

Schwabing
Leopoldstraße 82 | 80802 Munich | Germany

Arabellapark
Arabellastraße 5 | 81925 Munich | Germany

Bogenhausen
Törringstraße 6 | 81675 Munich | Germany

Giesing MRI-Center
Giesinger Bahnhofsplatz 8 | 81539 Munich | Germany

Heimeranplatz MRI-Center
Ridlerstraße 37 | 80339 Munich | Germany

Lucile-Grahn-Straße MRI-Center
Lucile-Grahn-Straße 36a | 81675 Munich | Germany

Am PEP in Neuperlach MRI-Center
Charles-de-Gaulle-Straße 2a | 81737 Munich | Germany

Starnberg
Berger Straße 8-10 | 82319 Starnberg/Percha | Germany

CENTER OF EXCELLENCE FOR
BREAST DIAGNOSTICS AND NEURORADIOLOGY

MammaZentrum München - Breast Imaging Center
Prinzregentenplatz 13 | 81675 Munich | Germany

MammaZentrum Unterföhring - Breast Imaging Center
Feringastraße 10b | 85774 Unterföhring | Germany

MicroDosis Mammographie - Breast Imaging Center
Leopoldstraße 82 | 80802 Munich | Germany

Münchner Institut für Neuroradiologie - MIN
Leopoldstraße 155 | 80804 Munich | Germany

ABOUT US

DIE RADIOLOGIE
INDIVIDUELLE DIAGNOSTIK

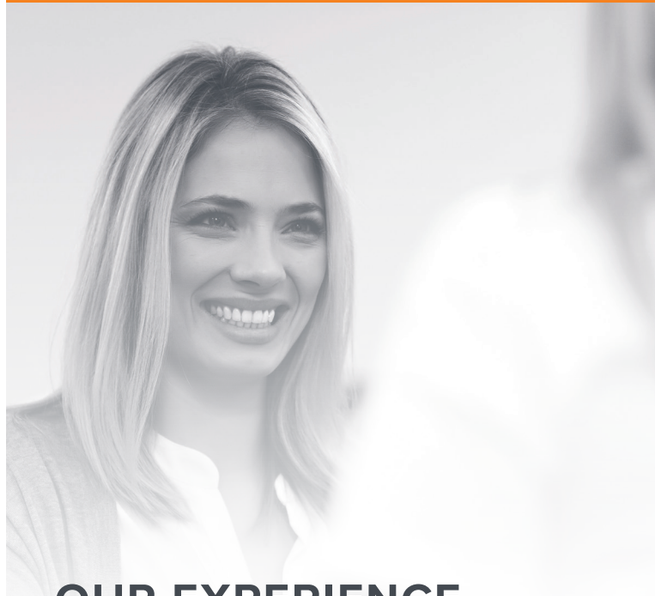

OUR EXPERIENCE, EXPERTISE AND EMPATHY ON YOUR SIDE

WWW.DIE-RADIOLOGIE.DE

EXPERIENCE, EXPERTISE AND INDIVIDUAL DIAGNOSTICS TO MEET THE HIGHEST DEMANDS

14 FACILITIES WITH THE LATEST EQUIPMENT

SPECIALIST FIELDS & EXPERIENCED EXPERTS

BEST POSSIBLE, TAILORED PATIENT CARE

DIE RADIOLOGIE (Centre for Radiology) was founded as a merger of Radiologie München Zentrum and the Radiologie am Prinzregentenplatz, bringing together the experience and expertise of these two well-renowned surgeries.

Individual diagnostics –
it's about more than just medical care
We tailor all examinations precisely to your issues and thus enable even more exact diagnoses.
Because only a correct diagnosis enables you to receive optimally adjusted, individual therapy.

Our team of over 40 experienced specialists and friendly surgery staff offers bundled and specialised care at 14 locations in Munich, Starnberg and Unterföhring. State-of-the-art technology, prompt appointment scheduling as well as extended opening hours and a relaxed, personal atmosphere during your visit to our surgery are all part of our standard service.

Optimally cared and best advised –
individually and with professionalism
We do our best for you every day. As specialists in imaging diagnostics, we want to stand by your side with our help and advice – we answer your questions in confidence, explain the possible causes of your symptoms and jointly develop individual screening concepts for you and your health.

COMPREHENSIVE DIAGNOSTICS AND SCREENING FROM A SINGLE SOURCE

PRECISE RESULTS FOR YOUR HEALTH

STATE-OF-THE-ART TECHNOLOGY

FRIENDLY & EMPATHETIC TEAM

Medical experts understand more today about the causes of diseases than they ever have before. DIE RADIOLOGIE offers a full range of modern radiological diagnostics.
Our physicians have a close and trusting working relationship with colleagues in clinics and surgeries meaning they have an excellent professional network at their disposal.

Our services
- Magnetic resonance imaging (semi-open)
- Computed tomography (dose-reduced)
- Digital mammography (with tomosynthesis technology)
- Sonography/ultrasound
- Nuclear medicine diagnostics
- Digital radiography
- Bone density measurement
- Pain therapy

Our specialities
- Locomotor system and internal organ imaging
- Oncological diagnostics
- Neurological diagnostics
- Breast diagnostics
- Prostate diagnostics
- Heart diagnostics
- Colon diagnostics

SCREENING WITH CARE

GENTLE AND INNOVATIVE

SHORT EXAMINATION TIME

Screening can save lives
Personal desires for individual screening often depend on hereditary predispositions, pre-existing illnesses and your own lifestyle (e.g. stress). Regular screening examinations by qualified specialists are essential for early diagnosis. With state-of-the-art technology, they can be performed easily, painlessly and quickly and enable early treatment and the best possible chance of complete recovery.

"To us, being good physicians means not only providing the best possible medical care using state-of-the-art technology. It also means ensuring the best possible treatment for our patients in an empathetic and personal manner. Your health and your trust are our greatest asset."

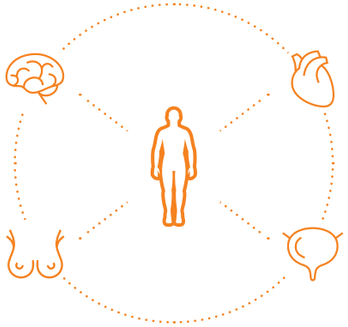

Breast diagnostics / early diagnosis of breast cancer
Thanks to dose-efficient, high-tech diagnostics and innovative forms of therapy, the cure rate for breast cancer is over 90% according to the latest studies.

Prostate MRI / Cancer screening – gentle and innovative
Innovative prostate MRI is currently the best imaging method for depicting the prostate and provides increased clarity in the case of high PSA values.

CT colonography / Colon cancer screening
With CT colonography (virtual colonoscopy) DIE RADIOLOGIE offers a real alternative to conventional colonoscopy – in a CT scanner, the intestine is quickly and gently screened for polyps, tumorous changes and constrictions.

Cardiac CT / How healthy and powerful is your heart?
A brief look with a CT scanner clarifies the possible existence of calcifications or constrictions in the coronary arteries.

Whole-body MRI / High-resolution imaging of the body
Comprehensive imaging analysis of organs, muscles and the skeletal system shows up hidden diseases – without any radiation exposure.

Neuro-imaging / screening of the brain and CNS
The comprehensive imaging diagnostics of the spine, central nervous system (CNS) and the brain via MRI or CT for the detection of vascular and neurological diseases.